

**SPECIAL MEETING OF THE CITY COUNCIL
CITY OF COTTONWOOD SHORES
WEDNESDAY, APRIL 23, 2008 AT 5:30 P.M.
PFEIFER CENTER (FORMERLY CIVIC CENTER)
4111 COTTONWOOD DRIVE**

MINUTES

1. Call to Order by Mayor Breen at 5:35 pm
2. Roll Call by Asst. City Secretary Schwertner a quorum was present
Mayor Breen present
Councilmember Whitis present
Councilmember Ortiz present
Councilmember Adams not present
Councilmember Patschke present
Councilmember Orr present
3. Pledge of Allegiance
4. Consent Agenda:
 - 4.1. Minutes – March 20th-Reg. mtg.; April 1st-Public Hearing; April 7th-Spcl. Mtg.
 - 4.2. Financial Statement (s) – March, 2008
Councilmember Orr made the motion to accept the consent agenda. Councilmember Patschke 2nd the motion. All approved. Motion carried.
5. Department Reports:
 - 5.1. City Administrator's Report – No report
 - 5.2. Water and Wastewater Report – No report
 - 5.3. Police Department Report - Report read by Mayor Breen; Chief Reinhard Reeh arrived later to read report and answer questions
 - 5.4. Fire Department Report – No report
 - 5.5. Animal Control Report -No report
 - 5.6. Asst. City Secretary's Report –No report
 - 5.7. Municipal Court Report – Review Report read by Mayor Breen
 - 5.8. Mayor's Report – LCRA accepting hazardous waste Saturday the 26th, new meeting room is completed, cleaning up City yard, Councilmember Orr has been working with TXDOT, Burnet County monthly meeting will be doing citizen surveys, introduced new employee Larry Black, and Cottonwood Pride/Cottonwood Shores VFD/Cottonwood Community Church had their annual banquet Saturday night giving a scholarship to a Marble Falls Senior resident and appreciation awards to citizens.
 - 5.9. Special Committee Reports – No report
6. Community Organization Reports – No report
 - 6.1. Citizen Comments: *This is the opportunity for visitors and guests to address the City Council on any issue. City Council may not discuss any presented issue, nor may any action be taken on any issue at this time. (Attorney General Opinion – Jc-0169)*
No comments from citizens
7. Presentation:
8. New Business:
 - 8.1. Discuss and consider action for Resolution 04172008 for CWS Parks Committee for TPWD program to receive assistance under the Trails Grant program as requested by Charles Watkins/GDS Grant Writer
Councilmember Patschke made the motion to accept Item 8.1. Councilmember Ortiz 2nd the motion. Vote was 3 ayes, Councilmember Orr abstained. All approved. Motion carried.

City of Cottonwood Shores, Texas

- 8.2. Discuss and consider action on Ordinance # 041708A for noise nuisances pertaining to loud noises deemed public nuisances as requested per CA Schneider
Councilmember Orr made the motion to table this item until next meeting.
Councilmember Patschke 2nd the motion. All approved. Motion carried.
- 8.3. Discuss and consider action for regulating burning; prohibiting the use or possession of fireworks; granting authority to restrict burning and/or declaring a fire emergency decision of two versions are offered for consideration for Ordinance #041708B1 or 041708B2 as requested by CA Schneider
- 8.3.1. Ordinance #041708B1 sets standards for local conditions
- 8.3.2. Ordinance #041708B2 sets standards same as Burnet style
Councilmember Orr made the motion to table this item until next meeting.
Councilmember Patschke 2nd the motion. All approved. Motion carried.
- 8.4. Discuss and consider action for City Treasurer to change from Peachtree to QuickBooks program as requested by City Treasurer Coppel
Councilmember Orr made the motion to approve the change from Peachtree to QuickBooks. Councilmember Patschke 2nd the motion. All approved. Motion carried.
- 8.5. **Executive Session for Legal Matters**
- a.) Convene in Executive Session pursuant to Section 551.074 of the Texas Government Code: deliberate the appointment, employment, evaluation, reassignment, duties, or dismissal of, or for the evaluation of the following:
Applicant for the position of (permanent) City Administrator, for final decision
- City Council convened at 6:35 pm convening to City Hall to use speaker phone to include Councilmember Adams during discussion of applicant
- b.) Reconvene into Open Session and take action on Item 8.5. a.)
- City Council reconvened at 7:00 pm. Councilmember Orr made the motion to approve the offer to make to Don Reynolds. Councilmember Patschke 2nd the motion. Vote was 3 ayes, 1 nay. All approved. Motion carried.
- 8.6. *The City Council reserves the right to adjourn into Executive Session at any time during the course of this meeting to discuss any matters listed on the agenda, as authorized by the Texas Government Code including, but not limited to, Sections: 551.071 (Consultation with Attorney), 551.072 (Deliberations about Real Property), 551.073 (Deliberations about Gifts and Donations), 551.074 (Personnel Matters), 551.076 (Deliberations about Security Devices), 551.087 (Economic Development), 418.183 (Deliberations about Homeland Security Issues) and as authorized by the Texas Tax Code including, but not limited to, Section 321.3022 (Sales Tax Information).*
Councilmember Orr made the motion to move item #9 before Item # 8.5. Councilmember Patschke 2nd the motion. All approved. Motion carried.
9. Future Agenda – Councilmember Orr requested Budget Workshop Amendment meeting be set up for Tuesday, May 13th at 5:30, and place tonight’s tabled items be placed on this agenda.
10. Adjournment made by Councilmember Orr. Mayor Breen adjourned meeting at 7:04 pm.


Sylvia H. Breen Mayor



ATTEST:

Cynthia Schwertner Asst. City Secretary



CITY OF COTTONWOOD SHORES
3808 COTTONWOOD DRIVE
COTTONWOOD SHORES, TX. 78657
PHONE # (830) 693-3830 FAX # (830) 693-6436



April 11, 2008

To: Cottonwood Shores City Council

RE: Bookkeeping software

After evaluating our options, I have determined that the city and the treasurer's office would benefit from a change to Quickbooks with the add-on "FundsFix," from our current software, Peachtree for accounting purposes.

Quickbooks is the industry leader in small to medium business accounting packages. While Quickbooks and Peachtree have a lot of the same features, Quickbooks does have some features which will save time and make the job easier to accomplish.

FundsFix is a Quickbooks add-on that gives Quickbooks the ability to track and report on a funds based accounting (required by our non-profit status) on the balance sheet accounts. It not only will simplify the reporting process, but automate the balancing of the funds which currently we must add in a journal entry at the end of each month to distribute money among the accounts.

The benefits would be:

- Easier to find and train employees on using it. More people know Quickbooks than Peachtree in the job market.
- While I've learned a lot about Peachtree in the last couple months that I've used it, I've been using Quickbooks since 1996, version 4, and have worked as a self-employed Quickbooks consultant. So I know the program inside and out. You would have no need of an outside software consultant as we currently have with Peachtree.
- These two programs, working together, will substantially reduce the time spent on preparing reports and tracking the funds, as well as allowing me to prioritize my time towards more significant projects for the city.

I need a decision this month, as we will need to purchase the software and by the end of this month, I need to begin setting up the new chart of accounts for beginning the budgeting process next month for the new year. The plan is to be fully switched over to Quickbooks as of 10/1/08. So any delay would impact our time table for getting the budget ready.

We also want to have a two-user license. This will allow a helper to access the file at the same time as myself. We currently have plans for Sara Lett to help me in data entry, and it will make it much easier for us if we can both be in the file at the same time. Otherwise, only one person can be in it at a time and we'll have to juggle our time in it.

The cost for this software package I do not expect to exceed \$450.00. I can get each Quickbooks license from NewEgg for \$167.99 each and the shipping is free. I can also get the FundsFix software for \$79.00. There was no indication of what the delivery method for it was, and whether there would be any shipping cost. I won't find that out until I order it, I'm suspecting. Expected cost would then be: \$414.98 plus any shipping cost for FundsFix. The remainder is in there for buffer, in case there is a charge or two I've not been warned about, though I don't expect any.

Thank you for your consideration.

A handwritten signature in cursive script, appearing to read "Rick Cople".

Rick Cople
City Treasurer

**CITY OF COTTONWOOD SHORES
POLICE DEPARTMENT REPORT**

Monthly Report Date: MARCH , 2008

PERFORMANCE MEASURE

Suspicious Person / Vehicle	6
Abandoned Vehicle	1
Accidents	1
Assault	
Aggravated Assaults	
Family Violence Assaults	1
Sexual Assaults	
Simple Assaults	
Burglaries	
Criminal Mischief	1
Disturbances	2
Theft	1
Missing Persons	1
Other Agency Assists/EMS/Fire	3
Harassment	
Trespass	
Welfare Concern	2
Deaths	
Miscellaneous Calls	85
Total Calls =	102

Municipal Court Citations	9
Arrests	3
Juvenile Arrests	1
Hours Worked	170
Hours on Call	300
Reserve Officer Hours Worked	112
Private Security Hours Worked	80
Total Hours =	662
Total Miles Driven	950

OPEN INVESTIGATIONS:

HOUSEFIRE, THEFT

AUTO THEFT, NARCOTICS

WARRANT SERVICE

BURGLARY

EMPLOYEE: REINHARD REEH

DATE: APRIL 14TH 2008

**COTTONWOOD SHORES
CITY COUNCIL**

**REPORTS
FROM**

**MUNICIPAL COURT
FOR**

MARCH, 2008

Cottonwood Shores, Texas Municipal Court

March, 2008

Total Violation Citations Written	9	
Cases Disposed	7	Emmanuel Diaz Emmanuel Diaz Amy Jordon Greigary Wayne Mosley Greigary Wayne Mosley Jordan Christopher Harrod Jennifer New
		Speeding Financial Responsibility Animal at Large Speeding Violate Promise to Appear Speeding No City License
		Dismissed - Paid in Full Dismissed - Paid in Full Dismissed - Defendant not resident/does not live at this address Dismissed - CTS Dismissed - CTS Dismissed - 1 day jail time CTS - Has \$53.00 balance due Dismissed - Registered Pet as Requested by Judge
Defendants Granted DSC	1	Tamara Jean Ware
Warrants issued	0	
Total Money Collected in Activity		\$487.00

CE-Code Enforcement	DSC-Driving Safety Course	CTS-Credit Time Served
PN-Public Nuisance	DPS-Department Public Safety	

Violations By Officer From Mar 1, 2008 through Mar 31, 2008

Chief Reinhard Reeh

Total Violations 8

Violation	Number
3586 SPEEDING	1
3001 SPEEDING	6
3050 FAIL TO CONTROL SPEED	1

Belinda Gonzalez

Total Violations 1

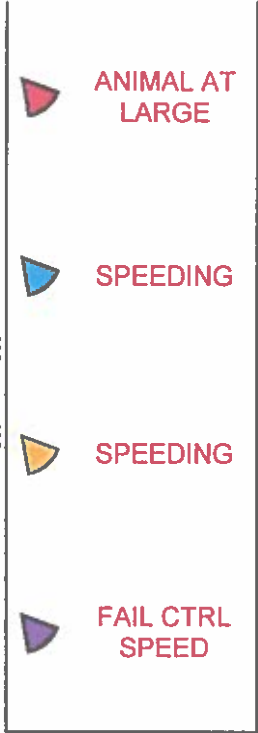
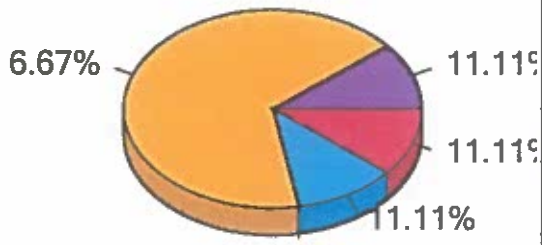
Violation	Number
4100 C/O ANIMAL-DOMESTIC PET AT LARGE	1

Number of Violations Written 9

Violations Written From Mar 1, 2008 through Mar 31, 2008

VIOL	Description	Number	Percent
407	C/O ANIMAL-DOMESTIC PET AT LARGE	1	11%
3006	SPEEDING	1	11%
3001	SPEEDING	6	66%
3050	FAIL TO CONTROL SPEED	1	11%
Number of Violations Written		9	

Violations Written



Tickets with Offenses From Mar 1, 2008 through Mar 31, 2008

Case Number	Defendant	Violation	Juv	Judges
CMC1101-4100-0	JORDON,AMY	C/O ANIMAL-DOMESTIC PET AT LARGE		DISMISSED-CLOSED 160.00
CMC1578-3586-0	MONEY,AUGUST QUINTON	SPEEDING		ON DEFERRAL 493.00
CMC1579-3001-0	MEDINA,ALBERTO	SPEEDING		DSC 213.00
CMC1580-3001-0	WIER,TAMARA JEAN	SPEEDING		DSC 238.00
CMC1581-3001-0	MOORE,CORY LEE	SPEEDING		DSC 253.00
CMC1582-3050-0	ATKINSON,GEORGE BARROW	FAIL TO CONTROL SPEED		DSC 128.00
CMC1584-3001-0	BROOKER,ROBERT LAYTON	SPEEDING		DSC 213.00
CMC1583-3001-0	AXELSON,DONICE RENAE	SPEEDING		DSC 233.00
CMC1585-3001-0	ALLEN,RODNEY DUANE	SPEEDING		RESCHEDULED 213.00

Report Summary

Number of Tickets	9
Number of Juveniles	0
Total Judged	\$2,144.00

Cases Disposed From 3/1/2008 through Mar 31, 2008

Disp Dt and Code	Case Number	Defendant	Violation	Offense Location
Mar 4, 2008	PAYF CMC1106-3001-0	DIAZ,EMMANUELA	SPEEDING	800 Blk Pecan
Mar 4, 2008	DSMS CMC1106-3049-0	DIAZ,EMMANUELA	FIN.RESPONSIBIL	800 Blk Pecan
Mar 25, 2008	DSMS CMC1101-4100-0	JORDON,AMY	ANIMAL AT LARGE	710 Fir Lane (front roadside)
Mar 27, 2008	CFTS CMC1454-3001-0	MOSLEY,GREIGARY WAYNE	SPEEDING	4000 BLK COTTONWOOD DR.
Mar 27, 2008	CFTS FTA1454-900-0	MOSLEY,GREIGARY WAYNE	PROMISE APPEAR	3808 COTTONWOOD DR
Mar 31, 2008	CFTS CMC1463-3001-0	HARROD,JORDAN CHRISTOPHER	SPEEDING	4000 blk 2147 W
Mar 31, 2008	DSMS CMC1516-4250-0	NEW,JENNIFER	NO CITY LICENSE	732 Driftwood

PAID IN FULL

DISMISSED - NOT RESIDENT / VISITOR

VADIT'S

DISMISSED


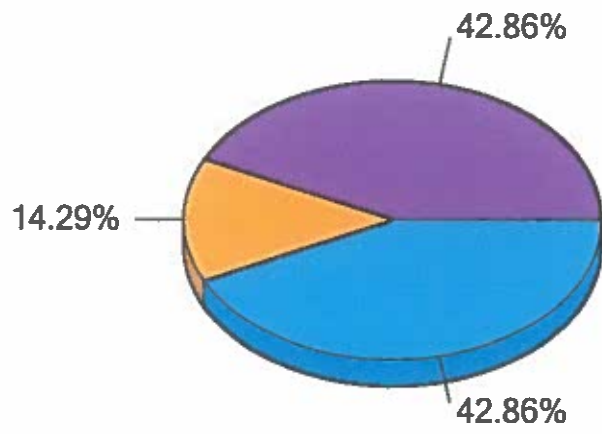
DISMISSED FOR 1 DAY TAIL TIME

CREDIT TIME SERVED - HAS 532 BAL.

DISMISSED - REGISTERED PET AS

ROSTP BY TUOGLA

Disposition Summary



Defendants Granted DSC as of Apr 22, 2008

Name	Address	Request/Due
WILSON, TAMARA JEAN	1525 GLORYVIEW DR FRISCO, TX 15034-0000	Mar 28, 2008 Jun 26, 2008

Number of DSC Requested Listed **1**

City of Cottonwood Shores City-wide Overview

March 31, 2008

Balance Sheet

General Fund	Fixed Assets	LT Notes	Utility Fund	Special Purpose Funds	Total City Balances
Assets					
319,960.95	648,952.94	50,426.73	2,258,869.16	53,242.31	3,331,452.09
Total Assets	648,952.94	50,426.73	2,258,869.16	53,242.31	3,331,452.09
Liabilities					
67,139.38	0.00	50,426.73	537,956.64	22,446.93	677,969.68
Total Liabilities	0.00	50,426.73	537,956.64	22,446.93	677,969.68
Equity					
194,574.81	648,952.94	0.00	1,668,203.02	10,002.99	2,521,733.76
58,246.76	0.00	0.00	52,709.50	20,792.39	131,748.65
Total Capital	648,952.94	0.00	1,720,912.52	30,795.38	2,653,482.41
Total Liabilities & Capital	648,952.94	50,426.73	2,258,869.16	53,242.31	3,331,452.09

Income/Expense Statement

General Fund	Fixed Assets	LT Notes	Utility Fund	Special Purpose Funds	City Income/Expense
Revenues					
18,545.07			50,742.45	11,555.71	80,843.23
Total Revenue	18,545.07		50,742.45	11,555.71	80,843.23
Expenses					
29,843.31			34,833.77	11.92	64,689.00
Total Expenses	29,843.31		34,833.77	11.92	64,689.00
Net Income	(11,298.24)		15,908.68	11,543.79	16,154.23

City of Cottonwood Shores Operating Fund Overview

Balance Sheet

March 31, 2008

	General Fund	Fixed Assets	LT Notes	Street Fund	Park Fund	Crime Control & Police Fund	FEMA 2008 Grant	Total of Funds
ASSETS								
Current Assets								
Cash - Checking - SSB&T	66,704.55	0.00	17,241.81	3,663.19	(141.21)	(12.60)	9,848.80	97,304.54
Cash - TX Comm Dev - SSB&T	1.75	0.00	0.00	0.00	0.00	0.00	0.00	1.75
Petty Cash	65,749.90	0.00	0.00	0.00	0.00	0.00	0.00	65,749.90
Money Market - Tex Pool	104,784.32	0.00	0.00	0.00	0.00	0.00	0.00	104,784.32
City Hall I&S - Tex Pool	0.00	0.00	59,016.40	0.00	0.00	0.00	0.00	59,016.40
Street Fund - Tex Pool	0.00	0.00	0.00	22,885.64	0.00	0.00	0.00	22,885.64
CC&P - Tex Pool	0.00	0.00	0.00	0.00	0.00	5,870.50	0.00	5,870.50
Cash - Waiting to be Deposited	1,600.00	0.00	0.00	0.00	0.00	0.00	0.00	1,600.00
Taxes Receivable	8,728.44	0.00	0.00	0.00	0.00	0.00	0.00	8,728.44
Sales Tax Receivable	80.45	0.00	0.00	0.00	0.00	0.00	0.00	80.45
Customer Receivable	(2,510.98)	0.00	0.00	0.00	0.00	0.00	0.00	(2,510.98)
Allowance for Uncollectible	(2,007.54)	0.00	0.00	0.00	0.00	0.00	0.00	(2,007.54)
Due from Other Funds (I&S)	72,270.26	0.00	0.00	0.00	0.00	0.00	0.00	72,270.26
Taxes Receivable - I&S	5,658.32	0.00	0.00	0.00	0.00	0.00	0.00	5,658.32
Allow for Uncollectible I & S	(1,301.41)	0.00	0.00	0.00	0.00	0.00	0.00	(1,301.41)
Fund Xfers In-Out	0.00	0.00	(25,831.48)	0.00	0.00	0.00	0.00	(25,831.48)
USPS Bulk Mailing Acct.	202.89	0.00	0.00	0.00	0.00	0.00	0.00	202.89
Total Current Assets	319,960.95	0.00	50,426.73	26,548.83	(141.21)	5,857.90	9,848.80	412,502.00
Property and Equipment								
Land - Water	0.00	403,949.73	0.00	0.00	0.00	0.00	0.00	403,949.73
Building	0.00	123,055.00	0.00	0.00	0.00	0.00	0.00	123,055.00
Equipment	0.00	35,400.00	0.00	0.00	0.00	0.00	0.00	35,400.00
Streets	0.00	209,334.00	0.00	0.00	0.00	0.00	0.00	209,334.00
Accum Depr - Water Plant	0.00	(122,785.79)	0.00	0.00	0.00	0.00	0.00	(122,785.79)
Total Property and Equipment	0.00	648,952.94	0.00	0.00	0.00	0.00	0.00	648,952.94
Other Assets								
Total Other Assets	0.00	0.00	0.00	0.00	0.00	0.00	0.00	0.00
Total Assets	319,960.95	648,952.94	50,426.73	26,548.83	(141.21)	5,857.90	9,848.80	1,061,454.94

LIABILITIES AND CAPITAL

Unaudited - For Management Purposes Only

City of Cottonwood Shores Operating Fund Overview

Balance Sheet

March 31, 2008

	General Fund	Fixed Assets	LT Notes	Street Fund	Park Fund	Crime Control & Police Fund	FEMA 2008 Grant	Total of Funds
Current Liabilities								
Accounts Payable	37,372.80	0.00	0.00	0.00	0.00	0.00	0.00	37,372.80
Payroll Taxes Payable - FICA	27.76	0.00	0.00	0.00	0.00	0.00	0.00	27.76
Payroll Taxes Payable - W/H	(48.85)	0.00	0.00	0.00	0.00	0.00	0.00	(48.85)
TWC Payable	1,316.90	0.00	0.00	0.00	0.00	0.00	0.00	1,316.90
Attorney Fees - Property Taxes	300.55	0.00	0.00	0.00	0.00	0.00	0.00	300.55
TFC	1,012.88	0.00	0.00	0.00	0.00	0.00	0.00	1,012.88
Due to State - Municipal Court	40.00	0.00	0.00	0.00	0.00	0.00	0.00	40.00
State Jury Fee	4.00	0.00	0.00	0.00	0.00	0.00	0.00	4.00
MCBS (Building & Security)	210.13	0.00	0.00	0.00	0.00	0.00	0.00	210.13
Time Payment (50%)	(25.00)	0.00	0.00	0.00	0.00	0.00	0.00	(25.00)
STF (95%)	34.00	0.00	0.00	0.00	0.00	0.00	0.00	34.00
Judge Fee - State	4.00	0.00	0.00	0.00	0.00	0.00	0.00	4.00
Building Inspections	1,572.80	0.00	0.00	0.00	0.00	0.00	0.00	1,572.80
Deferred Revenues-Property Tax	6,720.91	0.00	0.00	0.00	0.00	0.00	0.00	6,720.91
Due to Other Funds	(35.30)	0.00	0.00	21,321.93	0.00	0.00	0.00	21,286.63
Construction Deposits	4,150.00	0.00	0.00	0.00	0.00	0.00	0.00	4,150.00
Deferred Rev - Prop Tax I & S	4,356.90	0.00	0.00	0.00	0.00	0.00	0.00	4,356.90
Deferred Revenue - Bella Vista	1,626.00	0.00	0.00	0.00	0.00	0.00	0.00	1,626.00
Deferred Revenue - Castle Rock	8,248.90	0.00	0.00	0.00	0.00	0.00	0.00	8,248.90
Deferred Revenue-Fire Protectio	250.00	0.00	0.00	0.00	0.00	0.00	0.00	250.00
Notes Payable	0.00	0.00	43,541.61	0.00	0.00	0.00	0.00	43,541.61
Notes Payable - John Deer Trac	0.00	0.00	6,885.12	0.00	0.00	0.00	0.00	6,885.12
Total Current Liabilities	67,139.38	0.00	50,426.73	21,321.93	0.00	0.00	0.00	138,888.04
Long-Term Liabilities								
Total Long-Term Liabilities	0.00	0.00	0.00	0.00	0.00	0.00	0.00	0.00
Total Liabilities	67,139.38	0.00	50,426.73	21,321.93	0.00	0.00	0.00	138,888.04
Capital								
Invested in Gen. Fixed Assets	0.00	648,952.94	0.00	0.00	0.00	0.00	0.00	648,952.94
Fund Balance - Unreserved	153,386.99	0.00	0.00	0.00	0.00	0.00	0.00	153,386.99
Fund Balance - Reserved	41,187.82	0.00	0.00	0.00	0.00	0.00	0.00	41,187.82
Net Income	58,246.76	0.00	0.00	5,226.90	(141.21)	5,857.90	9,848.80	79,039.15
Total Capital	252,821.57	648,952.94	0.00	5,226.90	(141.21)	5,857.90	9,848.80	922,566.90

Unaudited - For Management Purposes Only

City of Cottonwood Shores Operating Fund Overview

Balance Sheet

March 31, 2008

	General Fund	Fixed Assets	LT Notes	Street Fund	Park Fund	Crime Control & Police Fund	FEMA 2008 Grant	Total of Funds
Total Liabilities & Capital	319,960.95	648,952.94	50,426.73	26,548.83	(141.21)	5,857.90	9,848.80	1,061,454.94

City of Cottonwood Shores Operating Fund Overview

Income Statement

For the Six Months Ending March 31, 2008

	General Fund	Street Fund	Park Fund	Crime Control & Police Fund	FEMA 2008 Grant	Total
Revenues						
Property Taxes - M & O	4,850.90	0.00	0.00	0.00	0.00	4,850.90
Property Taxes - I & S	2,804.47	0.00	0.00	0.00	0.00	2,804.47
VFD Collections	655.00	0.00	0.00	0.00	0.00	655.00
Penalty & Interest	881.11	0.00	0.00	0.00	0.00	881.11
EMS Collections	655.00	0.00	0.00	0.00	0.00	655.00
Franchise Tax	403.98	0.00	0.00	0.00	0.00	403.98
Investment Interest	1,073.50	0.00	0.00	0.00	0.00	1,073.50
Sales Tax Revenue	4,232.06	590.64	0.00	1,116.27	0.00	5,938.97
Building Permits	359.50	0.00	0.00	0.00	0.00	359.50
Fence Permit	65.00	0.00	0.00	0.00	0.00	65.00
Tower Lease	1,150.00	0.00	0.00	0.00	0.00	1,150.00
Fines & Admin Fee	249.00	0.00	0.00	0.00	0.00	249.00
Court Costs	103.00	0.00	0.00	0.00	0.00	103.00
Grant Funds	741.81	0.00	0.00	0.00	9,848.80	10,590.61
Animal control	90.00	0.00	0.00	0.00	0.00	90.00
Civic Center Income	75.00	0.00	0.00	0.00	0.00	75.00
Contractor Registration Fees	50.00	0.00	0.00	0.00	0.00	50.00
Misc Income	55.74	0.00	0.00	0.00	0.00	55.74
Warrant Fee	50.00	0.00	0.00	0.00	0.00	50.00
Total Revenues	18,545.07	590.64	0.00	1,116.27	9,848.80	30,100.78
Expenditures						
Contract Labor	827.19	0.00	0.00	0.00	0.00	827.19
Building Maintenance-City Hall	60.40	0.00	0.00	0.00	0.00	60.40
City Prosecutor	100.00	0.00	0.00	0.00	0.00	100.00
Dues & Subscriptions	19.95	0.00	0.00	0.00	0.00	19.95
Equipment Repairs	192.65	0.00	0.00	0.00	0.00	192.65
Dispatch Fee	785.33	0.00	0.00	0.00	0.00	785.33
Debt Service	785.13	0.00	0.00	0.00	0.00	785.13
Fees	70.18	11.92	0.00	0.00	0.00	82.10
Employee Benefits	1,176.52	0.00	0.00	0.00	0.00	1,176.52
Fuel & Oil	301.87	0.00	0.00	0.00	0.00	301.87
Jail Fees	38.00	0.00	0.00	0.00	0.00	38.00
Legal & Professional	304.36	0.00	0.00	0.00	0.00	304.36
Pagers	35.85	0.00	0.00	0.00	0.00	35.85
Repairs & Maintenance	29.72	0.00	0.00	0.00	0.00	29.72
Salaries	7,205.81	0.00	0.00	0.00	0.00	7,205.81

For Management Purposes Only

City of Cottonwood Shores Operating Fund Overview

Income Statement

For the Six Months Ending March 31, 2008

	General Fund	Street Fund	Park Fund	Crime Control & Police Fund	FEMA 2008 Grant	Total
Overtime	532.84	0.00	0.00	0.00	0.00	532.84
Office Supplies	32.87	0.00	0.00	0.00	0.00	32.87
Telephonic	370.14	0.00	0.00	0.00	0.00	370.14
Supplies	138.50	0.00	0.00	0.00	0.00	138.50
TWC Expense	39.97	0.00	0.00	0.00	0.00	39.97
FICA Expense	611.74	0.00	0.00	0.00	0.00	611.74
Uniform	30.39	0.00	0.00	0.00	0.00	30.39
Equipment Lease	384.22	0.00	0.00	0.00	0.00	384.22
Water/Scwer	160.00	0.00	0.00	0.00	0.00	160.00
Service Contract	2,430.83	0.00	0.00	0.00	0.00	2,430.83
Vehicle Repairs	47.83	0.00	0.00	0.00	0.00	47.83
Capital Outlay	6,972.40	0.00	0.00	0.00	0.00	6,972.40
Total Expenses	23,684.69	11.92	0.00	0.00	0.00	23,696.61
Total Operating Income	(5,139.62)	578.72	0.00	1,116.27	9,848.80	6,404.17
Other Income	785.13	0.00	0.00	0.00	0.00	785.13
Transfer from Fund						
Total Other Income	785.13	0.00	0.00	0.00	0.00	785.13
Other Expenditures						
Reserve Expense Acct.	1,298.75	0.00	0.00	0.00	0.00	1,298.75
Transfer to Fund	4,859.87	0.00	0.00	0.00	0.00	4,859.87
Total Other Expense	6,158.62	0.00	0.00	0.00	0.00	6,158.62
Net Income	(10,513.11)	578.72	0.00	1,116.27	9,848.80	1,030.68

For Management Purposes Only

City of Cottonwood Shores Utility Fund Overview

Balance Sheet

March 31, 2008

	Water Dept.	Sewer Dept.	Garbage Dept.	Total Utilities Fund	ORCA 2005 Grant	ORCA 2007 Grant
ASSETS						
Current Assets						
Cash - Checking - SSB&T	(106,052.88)	0.00	0.00	(106,052.88)	6,130.99	3,872.00
Water Deposits - SSB&T	51,700.00	0.00	0.00	51,700.00	0.00	0.00
Cash-Chkg-TexPool-Water LUE	52,583.33	0.00	0.00	52,583.33	0.00	0.00
Cash-Chkg-TexPool-Sewer LUE	52,583.33	0.00	0.00	52,583.33	0.00	0.00
Sewer I&S - Tex Pool	104,734.62	0.00	0.00	104,734.62	0.00	0.00
Sewer Reserve - Tex Pool	18,860.33	0.00	0.00	18,860.33	0.00	0.00
Water I&S - Tex Pool	7,524.56	0.00	0.00	7,524.56	0.00	0.00
Customer Receivable	58,293.66	0.00	0.00	58,293.66	0.00	0.00
Due from Other Funds (I&S)	0.00	0.00	0.00	0.00	1,125.00	0.00
Prepaid Expenses	1,414.99	0.00	0.00	1,414.99	0.00	0.00
USPS Bulk Mailing Acct.	933.73	0.00	0.00	933.73	0.00	0.00
Total Current Assets	242,575.67	0.00	0.00	242,575.67	7,255.99	3,872.00
Property and Equipment						
Land - Water	10,500.00	0.00	0.00	10,500.00	0.00	0.00
Land - Sewer	8,484.00	0.00	0.00	8,484.00	0.00	0.00
Water Plant	648,664.77	0.00	0.00	648,664.77	0.00	0.00
Sewer Plant	1,535,336.83	0.00	0.00	1,535,336.83	0.00	0.00
Building	8,805.00	0.00	0.00	8,805.00	0.00	0.00
Equipment Sewer	50,050.00	0.00	0.00	50,050.00	0.00	0.00
Distribution System	518,899.27	0.00	0.00	518,899.27	0.00	0.00
Accum Depr - Water Plant	(168,338.36)	0.00	0.00	(168,338.36)	0.00	0.00
Accum Depr - Sewer Plant	(476,590.68)	0.00	0.00	(476,590.68)	0.00	0.00
Accum Depr - Building - Water	(7,337.50)	0.00	0.00	(7,337.50)	0.00	0.00
Accum Depr - Equip. Sewer	(50,050.00)	0.00	0.00	(50,050.00)	0.00	0.00
Accum Depr - Distribution Syst	(62,129.84)	0.00	0.00	(62,129.84)	0.00	0.00
Total Property and Equipment	2,016,293.49	0.00	0.00	2,016,293.49	0.00	0.00
Other Assets						
Total Other Assets	0.00	0.00	0.00	0.00	0.00	0.00
Total Assets	2,258,869.16	0.00	0.00	2,258,869.16	7,255.99	3,872.00

LIABILITIES AND CAPITAL

Unaudited - For Management Purposes Only

City of Cottonwood Shores Utility Fund Overview

Balance Sheet

March 31, 2008

	Water Dept.	Sewer Dept.	Garbage Dept.	Total Utilities Fund	ORCA 2005 Grant	ORCA 2007 Grant
Current Liabilities						
Accounts Payable	3,123.41	0.00	0.00	3,123.41	1,125.00	0.00
Sales Tax Payable	2,550.35	0.00	0.00	2,550.35	0.00	0.00
Customer Deposits	52,975.00	0.00	0.00	52,975.00	0.00	0.00
Due to VFD	(954.64)	0.00	0.00	(954.64)	0.00	0.00
Due to EMS	(1,737.48)	0.00	0.00	(1,737.48)	0.00	0.00
Cert of Obligation - Current	30,000.00	0.00	0.00	30,000.00	0.00	0.00
Total Current Liabilities	85,956.64	0.00	0.00	85,956.64	1,125.00	0.00
Long-Term Liabilities						
Cert of Obligation - Long Term	452,000.00	0.00	0.00	452,000.00	0.00	0.00
Total Long-Term Liabilities	452,000.00	0.00	0.00	452,000.00	0.00	0.00
Total Liabilities	537,956.64	0.00	0.00	537,956.64	1,125.00	0.00
Capital						
Contributed Capital-Eqy Grant	2,158,997.65	0.00	0.00	2,158,997.65	0.00	0.00
Fund Balance - Unreserved	(319,238.69)	0.00	0.00	(319,238.69)	0.00	0.00
Fund Balance - Reserved	(171,555.94)	0.00	0.00	(171,555.94)	6,130.99	3,872.00
Net Income	8,193.93	36,249.40	8,266.17	52,709.50	0.00	0.00
Total Capital	1,676,396.95	36,249.40	8,266.17	1,720,912.52	6,130.99	3,872.00
Total Liabilities & Capital	2,214,353.59	36,249.40	8,266.17	2,258,869.16	7,255.99	3,872.00

City of Cottonwood Shores Utility Fund Overview

Income Statement

For the Six Months Ending March 31, 2008

	Water Dept.	Sewer Dept.	Garbage Dept.	Utility Fund Total	ORCA 2005 Grant	ORCA 2007 Grant
Revenues						
14 Day Cleanup Service	75.00	0.00	0.00	75.00	0.00	0.00
Water User Charges	17,733.10	0.00	0.00	17,733.10	0.00	0.00
Connect/Disconnect Fees - Wtr	250.00	0.00	0.00	250.00	0.00	0.00
20th Disconnection Fees - Wtr	325.00	0.00	0.00	325.00	0.00	0.00
Promissory Note Fee - Water	275.00	0.00	0.00	275.00	0.00	0.00
Customer Serv Inspec - Water	200.00	0.00	0.00	200.00	0.00	0.00
Other - Water	1,329.21	0.00	0.00	1,329.21	0.00	0.00
Line Extension Fees	0.00	50.00	0.00	50.00	0.00	0.00
Grinder Pump Installation	0.00	3,744.94	0.00	3,744.94	0.00	0.00
Sewer Taps	0.00	1,500.00	0.00	1,500.00	0.00	0.00
Sewer Charges	0.00	15,662.38	0.00	15,662.38	0.00	0.00
Interest Income	91.86	0.00	0.00	91.86	0.00	0.00
Garbage Fees	0.00	0.00	7,490.28	7,490.28	0.00	0.00
Garbage Fees - Commercial	0.00	0.00	1,896.72	1,896.72	0.00	0.00
NSF Fees	118.96	0.00	0.00	118.96	0.00	0.00
Total Revenues	20,398.13	20,957.32	9,387.00	50,742.45	0.00	0.00
Expenditures						
Chemicals	195.35	0.00	0.00	195.35	0.00	0.00
Contract Labor	1,930.10	0.00	0.00	1,930.10	0.00	0.00
Education	111.00	0.00	0.00	111.00	0.00	0.00
Grinder Pump	0.00	2,050.00	0.00	2,050.00	0.00	0.00
Employee Benefits	1,569.45	0.00	0.00	1,569.45	0.00	0.00
Fuel & Oil	266.60	0.00	0.00	266.60	0.00	0.00
Legal & Professional	219.66	0.00	0.00	219.66	0.00	0.00
Pagers	30.90	0.00	0.00	30.90	0.00	0.00
Repairs & Maintenance	20.82	0.00	0.00	20.82	0.00	0.00
Building Maintenance	60.40	0.00	0.00	60.40	0.00	0.00
Postage	63.05	31.53	31.52	126.10	0.00	0.00
Sewer Taps	0.00	645.04	0.00	645.04	0.00	0.00
Salaries	7,908.11	0.00	0.00	7,908.11	0.00	0.00
Call Time	357.98	0.00	0.00	357.98	0.00	0.00
Overtime	603.66	0.00	0.00	603.66	0.00	0.00
Office Supplies	284.22	0.00	0.00	284.22	0.00	0.00
Telephone	122.42	0.00	0.00	122.42	0.00	0.00
Supplies	72.00	0.00	0.00	72.00	0.00	0.00
TWC Expense	31.41	0.00	0.00	31.41	0.00	0.00
FICA Expense	658.81	0.00	0.00	658.81	0.00	0.00

For Management Purposes Only

City of Cottonwood Shores Utility Fund Overview
Income Statement
For the Six Months Ending March 31, 2008

	Water Dept.	Sewer Dept.	Garbage Dept.	Utility Fund Total	ORCA 2005 Grant	ORCA 2007 Grant
Water Tap	259.05	0.00	0.00	259.05	0.00	0.00
Uniform	50.00	0.00	0.00	50.00	0.00	0.00
IESI - Garbage	0.00	0.00	6,488.70	6,488.70	0.00	0.00
IESI - Commercial Garbage	0.00	0.00	1,590.87	1,590.87	0.00	0.00
Lake LBJ MUD - Wastewater	0.00	8,851.03	0.00	8,851.03	0.00	0.00
Equipment Lease	272.25	0.00	0.00	272.25	0.00	0.00
Water/Sewer	32.00	0.00	0.00	32.00	0.00	0.00
Vehicle Repairs	25.84	0.00	0.00	25.84	0.00	0.00
Total Expenses	15,145.08	11,577.60	8,111.09	34,833.77	0.00	0.00
Total Operating Income	5,253.05	9,379.72	1,275.91	15,908.68	0.00	0.00
<u>Other Income</u>						
Total Other Income	0.00	0.00	0.00	0.00	0.00	0.00
<u>Other Expenditures</u>						
Reserve Expense Acct - Sewer	0.00	(1,039.00)	0.00	(1,039.00)	0.00	0.00
Reserve Exp Acct - Sewer	0.00	1,039.00	0.00	1,039.00	0.00	0.00
Total Other Expense	0.00	0.00	0.00	0.00	0.00	0.00
Net Income	5,253.05	9,379.72	1,275.91	15,908.68	0.00	0.00

City of Cottonwood Shores - General Fund Budget Statement For the Six Months Ending March 31, 2008

	Adm Current Month	Adm YTD Actual	Adm Annual Budget	Pub Works Current Month	PW YTD Actual	PW Annual Budget	Police Current Month	Police YTD Actual	Police Annual Budget	Court Current Month	Court YTD Actual	Court Annual Budget	GF Current Month	GF YTD Actual	GF YTD Budget	
Revenues																
Property Taxes - M & L	4,850.90	118,357.77	117,932.23	0.00	0.00	0.00	0.00	0.00	0.00	0.00	0.00	0.00	4,850.90	118,357.77	117,932.23	0.00
Property Taxes - I & S	2,304.47	68,812.01	68,439.47	0.00	0.00	0.00	0.00	0.00	0.00	0.00	0.00	0.00	2,304.47	68,812.01	68,439.47	0.00
Property Tax Freeze Levy	0.00	0.00	20,547.00	0.00	0.00	0.00	0.00	0.00	0.00	0.00	0.00	0.00	0.00	0.00	20,547.00	0.00
Pass thru Fees	655.00	1,390.93	4,500.00	0.00	0.00	0.00	0.00	0.00	0.00	0.00	0.00	0.00	655.00	1,390.93	4,500.00	0.00
VFD Collections	881.11	3,938.30	10,675.00	0.00	0.00	0.00	0.00	0.00	0.00	0.00	0.00	0.00	881.11	3,938.30	10,675.00	0.00
Penalty & Interest	655.00	1,921.42	6,000.00	0.00	0.00	0.00	0.00	0.00	0.00	0.00	0.00	0.00	655.00	1,921.42	6,000.00	0.00
EMS Collections	881.11	1,921.42	6,000.00	0.00	0.00	0.00	0.00	0.00	0.00	0.00	0.00	0.00	881.11	1,921.42	6,000.00	0.00
Franchise Tax	403.98	4,341.00	10,675.00	0.00	0.00	0.00	0.00	0.00	0.00	0.00	0.00	0.00	403.98	4,341.00	10,675.00	0.00
Investment Interest	1,073.50	18,435.89	20,110.68	0.00	0.00	0.00	0.00	0.00	0.00	0.00	0.00	0.00	1,073.50	18,435.89	20,110.68	0.00
Sales Tax Revenue	7,675.22	7,675.22	6,967.32	0.00	0.00	0.00	0.00	0.00	0.00	0.00	0.00	0.00	7,675.22	7,675.22	6,967.32	0.00
Annual Fee for Alcohol P	4,232.06	22,824.83	44,065.10	0.00	0.00	0.00	0.00	0.00	0.00	0.00	0.00	0.00	4,232.06	22,824.83	44,065.10	0.00
Building Permits	359.50	30.00	9,750.00	0.00	0.00	0.00	0.00	0.00	0.00	0.00	0.00	0.00	359.50	30.00	9,750.00	0.00
Porches & Decks Permit	0.00	120.00	0.00	0.00	0.00	0.00	0.00	0.00	0.00	0.00	0.00	0.00	0.00	120.00	0.00	0.00
Fence Permits	65.00	145.00	0.00	0.00	0.00	0.00	0.00	0.00	0.00	0.00	0.00	0.00	65.00	145.00	0.00	0.00
Tower Lease	1,150.00	6,900.00	13,600.00	0.00	600.00	0.00	0.00	0.00	0.00	103.00	2,004.73	30,000.00	1,150.00	6,900.00	13,600.00	0.00
Billboard Advertising	0.00	0.00	0.00	0.00	0.00	0.00	0.00	0.00	0.00	0.00	0.00	0.00	0.00	0.00	0.00	0.00
Fines & Admin Fee	0.00	0.00	0.00	0.00	0.00	0.00	0.00	0.00	0.00	0.00	0.00	0.00	0.00	0.00	0.00	0.00
Court Costs	0.00	0.00	0.00	0.00	0.00	0.00	0.00	0.00	0.00	0.00	0.00	0.00	0.00	0.00	0.00	0.00
Time Payments (50%)	0.00	0.00	0.00	0.00	0.00	0.00	0.00	0.00	0.00	0.00	0.00	0.00	0.00	0.00	0.00	0.00
Arrest Fees	0.00	0.00	0.00	0.00	0.00	0.00	0.00	0.00	0.00	0.00	0.00	0.00	0.00	0.00	0.00	0.00
Grant Funds	0.00	0.00	0.00	0.00	0.00	0.00	0.00	0.00	0.00	0.00	0.00	0.00	0.00	0.00	0.00	0.00
Animal control	0.00	0.00	0.00	90.00	1,087.50	6,000.00	741.81	735.75	0.00	0.00	0.00	0.00	0.00	0.00	0.00	0.00
Civic Center Income	0.00	0.00	0.00	75.00	425.00	1,328.52	0.00	0.00	0.00	0.00	0.00	0.00	0.00	0.00	0.00	0.00
Mowing	0.00	0.00	0.00	0.00	0.00	10,000.00	0.00	0.00	0.00	0.00	0.00	0.00	0.00	0.00	0.00	0.00
Plumbing Revenue	0.00	0.00	0.00	0.00	0.00	0.00	0.00	0.00	0.00	0.00	0.00	0.00	0.00	0.00	0.00	0.00
Contractor Registrations F	50.00	650.00	1,500.00	0.00	0.00	0.00	0.00	0.00	0.00	0.00	0.00	0.00	50.00	650.00	1,500.00	0.00
Misc. Income	55.74	2,306.91	2,500.00	0.00	740.00	1,563.00	0.00	0.00	412.10	0.00	0.00	0.00	55.74	3,046.91	4,475.10	0.00
Waiver Fee	0.00	0.00	0.00	0.00	0.00	0.00	0.00	0.00	0.00	50.00	166.66	1,200.00	0.00	166.66	1,200.00	0.00
Total Revenues	17,236.26	262,654.48	338,261.80	165.00	2,852.50	18,891.52	741.81	741.81	1,147.85	-402.00	-2,408.68	32,200.00	18,545.07	268,657.47	390,501.17	0.00
Expenditures																
Advertising	0.00	68.37	300.00	0.00	0.00	0.00	0.00	0.00	0.00	0.00	0.00	0.00	0.00	68.37	300.00	0.00
Appraisal District	0.00	2,365.30	3,000.00	0.00	0.00	0.00	0.00	0.00	0.00	0.00	0.00	0.00	0.00	2,365.30	3,000.00	0.00
Audit Expense	0.00	3,707.00	4,200.00	0.00	0.00	0.00	0.00	0.00	0.00	0.00	0.00	0.00	0.00	3,707.00	4,200.00	0.00
Bank Charges	0.00	0.02	0.00	0.00	0.00	0.00	0.00	0.00	0.00	0.00	0.00	0.00	0.00	0.02	0.00	0.00
Bond Expense	0.00	499.41	600.00	0.00	0.00	0.00	0.00	0.00	0.00	0.00	0.00	0.00	0.00	499.41	600.00	0.00
Contract Labor	827.19	1,535.69	1,000.00	0.00	60.00	0.00	0.00	0.00	0.00	0.00	0.00	0.00	827.19	1,535.69	1,000.00	0.00
Building Maintenance-CR	60.40	682.95	1,000.00	0.00	0.00	0.00	0.00	0.00	0.00	0.00	0.00	0.00	60.40	682.95	1,000.00	0.00
City Prosecutor	0.00	0.00	0.00	0.00	0.00	0.00	0.00	0.00	0.00	0.00	0.00	0.00	0.00	0.00	0.00	0.00
Civic Center Maint	0.00	0.00	0.00	0.00	295.71	5,000.00	0.00	0.00	0.00	100.00	-400.00	1,000.00	0.00	295.71	5,000.00	0.00
Dues & Subscriptions	19.95	318.05	400.00	0.00	0.00	0.00	0.00	0.00	0.00	0.00	0.00	0.00	19.95	318.05	400.00	0.00
VFD Donations	0.00	3,472.30	500.00	0.00	0.00	250.00	0.00	0.00	0.00	0.00	0.00	0.00	0.00	3,472.30	500.00	0.00
Education	0.00	30.00	500.00	0.00	0.00	0.00	0.00	0.00	0.00	0.00	0.00	0.00	0.00	30.00	500.00	0.00
EMS Donations	0.00	3,895.00	3,000.00	0.00	2,634.93	5,000.00	0.00	0.00	2,000.00	0.00	0.00	0.00	0.00	3,895.00	3,000.00	0.00
City Council Education	0.00	680.97	3,000.00	0.00	515.55	15,600.00	0.00	0.00	0.00	0.00	0.00	0.00	0.00	680.97	3,000.00	0.00
Electric	0.00	0.00	0.00	192.65	0.00	0.00	785.33	5,497.31	10,161.12	0.00	0.00	0.00	0.00	0.00	0.00	0.00
Equipment Repairs	0.00	0.00	0.00	0.00	0.00	0.00	0.00	0.00	0.00	0.00	0.00	0.00	0.00	0.00	0.00	0.00
Dumpster Fee	785.13	32,115.91	68,439.47	0.00	0.00	0.00	0.00	0.00	0.00	0.00	0.00	0.00	785.13	32,115.91	68,439.47	0.00
Debt Service	0.00	0.00	0.00	0.00	158.00	0.00	0.00	0.00	0.00	0.00	0.00	0.00	0.00	0.00	0.00	0.00
Drainage Culverts	0.00	70.18	0.00	0.00	0.00	0.00	0.00	0.00	0.00	0.00	0.00	0.00	0.00	70.18	0.00	0.00
Fees	0.00	0.00	1,800.00	0.00	0.00	0.00	0.00	0.00	0.00	0.00	0.00	0.00	0.00	0.00	1,800.00	0.00
Election Expense	0.00	8,779.92	22,901.00	0.00	588.54	0.00	0.00	391.80	0.00	0.00	78.47	0.00	0.00	9,838.73	22,901.00	0.00
Employee Benefits	0.00	0.00	0.00	0.00	40.00	1,000.00	0.00	0.00	0.00	0.00	0.00	0.00	0.00	40.00	1,000.00	0.00
Animal Control	0.00	0.00	0.00	8.75	1,080.65	1,000.00	278.11	1,438.03	4,000.00	0.00	0.00	0.00	0.00	2,588.97	5,300.00	0.00
Fuel & Oil	0.00	574.08	1,600.00	0.00	574.08	1,300.00	0.00	1,118.08	2,918.64	0.00	0.00	0.00	0.00	2,266.24	5,818.64	0.00
Insurance	0.00	0.00	0.00	0.00	0.00	0.00	38.00	38.00	500.00	0.00	0.00	0.00	0.00	38.00	500.00	0.00
Mail Fees	0.00	0.00	0.00	0.00	0.00	0.00	0.00	0.00	0.00	0.00	0.00	0.00	0.00	0.00	0.00	0.00
Legal & Professional	304.36	9,066.39	6,000.00	0.00	59.70	120.00	0.00	155.40	310.80	0.00	0.00	0.00	304.36	9,066.39	6,000.00	0.00
Pages	0.00	0.00	0.00	9.95	0.00	0.00	25.90	0.00	0.00	0.00	0.00	0.00	0.00	0.00	0.00	0.00

For Management Purposes Only

City of Cottonwood Shores - General Fund Budget Statement For the Six Months Ending March 31, 2008

	Adm'n Current Month	Adm'n YTD Actual	Adm'n Annual Budget	Pub Works Current Month	PW YTD Actual	PW Annual Budget	Police Current Month	Police YTD Actual	Police Annual Budget	Court Current Month	Court YTD Actual	Court Annual Budget	GF Current Month	GF YTD Actual	GF YTD Budget
Planting Expense	0.00	0.00	1,000.00	0.00	0.00	0.00	0.00	0.00	0.00	0.00	0.00	0.00	0.00	241.71	1,000.00
Computer Expense	0.00	241.71	1,500.00	0.00	0.00	0.00	0.00	0.00	0.00	0.00	0.00	0.00	0.00	92.48	1,500.00
Repairs & Maintenance	0.00	62.76	200.00	25.84	25.84	0.00	3.78	3.78	0.00	0.00	0.00	0.00	29.72	0.00	200.00
Inhouse Services	0.00	0.00	0.00	0.00	0.00	0.00	0.00	0.00	1,000.00	0.00	0.00	0.00	0.00	625.31	1,000.00
Postage	0.00	93.52	300.00	0.00	475.19	600.00	0.00	0.00	0.00	0.00	56.60	300.00	0.00	30.00	1,250.00
Radar Certification	0.00	0.00	0.00	0.00	0.00	0.00	0.00	30.00	300.00	0.00	0.00	0.00	0.00	0.00	300.00
Salaries	2,532.11	14,675.64	33,263.50	1,555.05	13,685.64	36,138.58	2,531.88	17,188.33	48,701.64	586.77	3,409.62	7,303.41	7,305.81	48,959.13	125,107.13
Call Time	0.00	120.00	0.00	0.00	0.00	0.00	0.00	0.00	0.00	0.00	0.00	0.00	0.00	120.00	0.00
Overtime	93.58	636.88	2,500.00	399.34	1,412.98	0.00	0.00	0.00	0.00	39.92	205.37	0.00	532.84	2,253.23	2,500.00
Office Supplies	32.87	859.64	2,000.00	0.00	708.90	500.00	0.00	31.98	559.00	0.00	132.99	200.00	32.87	1,733.51	3,250.00
Street Materials	0.00	0.00	0.00	0.00	0.00	5,000.00	0.00	0.00	0.00	0.00	0.00	0.00	0.00	0.00	5,000.00
Telephone	239.51	1,377.10	2,900.00	-44.90	259.13	500.16	85.73	527.16	1,200.00	0.00	0.00	0.00	370.14	2,163.39	4,690.16
Telephone - Exp	0.00	37.67	0.00	0.00	(20.00)	0.00	0.00	0.00	0.00	0.00	0.00	0.00	0.00	17.67	0.00
Supplies	0.00	343.54	650.00	138.50	190.66	500.00	0.00	144.76	1,156.28	0.00	78.70	50.00	138.50	757.66	2,156.28
Tools/Equipment	0.00	0.00	0.00	0.00	0.00	132.48	0.00	0.00	0.00	0.00	59.50	300.00	0.00	206.54	950.00
Travel	0.00	147.04	500.00	0.00	0.00	250.00	0.00	40.36	690.72	0.00	9.99	35.20	39.97	160.33	1,145.92
Travel Expense	13.11	74.94	336.00	11.06	34.94	84.00	12.66	47.96	7,269.41	3.14	60.09	53.51	61.74	5,228.13	12,932.26
PIC A Expense	200.83	3,395.67	2,470.54	169.23	757.44	2,657.30	193.70	1,314.93	0.00	0.00	0.00	0.00	30.39	156.20	250.00
Uniforms	0.00	0.00	0.00	39.39	156.20	250.00	0.00	0.00	0.00	0.00	0.00	0.00	0.00	2,304.22	7,010.00
Equipment Lease	32.00	0.00	2,400.00	384.22	2,304.92	4,610.00	0.00	422.00	890.00	0.00	0.00	1,200.00	0.00	1,221.40	2,670.00
Water/Sewer	0.00	355.00	890.00	64.00	446.00	890.00	64.00	8,120.00	0.00	0.00	0.00	0.00	0.00	17,874.15	44,010.50
Service Contract	750.83	9,754.15	42,810.50	0.00	196.34	2,500.00	1,680.00	1,069.50	3,500.00	0.00	0.00	0.00	47.83	1,377.91	7,500.00
Vehicle Repairs	0.00	12.07	1,500.00	47.83	1,768.13	1,517.82	0.00	1,276.47	2,045.47	0.00	0.00	302.54	0.00	4,812.74	5,262.90
Workman's Compensation	0.00	1,397.07	1,397.07	0.00	1,768.13	1,517.82	0.00	0.00	0.00	0.00	0.00	0.00	0.00	6,972.40	0.00
Capital Outlay	6,972.40	6,972.40	0.00	0.00	0.00	0.00	0.00	0.00	0.00	0.00	0.00	0.00	6,972.40	0.00	0.00
Total Expenses	14,125.98	108,759.70	211,608.08	3,081.83	28,319.97	85,400.34	5,699.09	39,372.13	87,998.25	777.79	-4,631.33	11,426.16	23,684.69	181,083.13	396,432.93
Total Operating Income	3,110.28	153,894.78	126,653.72	(2,916.83)	(25,467.47)	(66,508.82)	(4,957.28)	(38,630.32)	(86,850.50)	(375.79)	(2,222.65)	20,773.84	(5,139.62)	87,574.34	(5,931.76)
Other Income															
Transfer from Fund	785.13	785.13	0.00	0.00	0.00	0.00	0.00	0.00	0.00	0.00	0.00	0.00	785.13	785.13	0.00
Total Other Income	785.13	785.13	0.00	0.00	0.00	0.00	0.00	0.00	0.00	0.00	0.00	0.00	785.13	785.13	0.00
Other Expense															
Purchase of Property	0.00	94.44	0.00	0.00	0.00	0.00	0.00	0.00	0.00	0.00	0.00	0.00	0.00	94.44	0.00
Reserve Expense Acct -	0.00	0.00	20,552.72	0.00	0.00	0.00	0.00	0.00	0.00	0.00	0.00	0.00	0.00	0.00	20,552.72
Reserve Expense Acct -	1,298.75	1,558.50	0.00	0.00	0.00	0.00	0.00	0.00	0.00	0.00	0.00	0.00	1,298.75	1,558.50	0.00
Transfer to Fund	4,859.87	28,459.77	0.00	0.00	0.00	0.00	0.00	0.00	0.00	0.00	0.00	0.00	4,859.87	28,459.77	0.00
Total Other Expense	6,158.62	30,112.71	20,552.72	0.00	0.00	0.00	0.00	0.00	0.00	0.00	0.00	0.00	6,158.62	30,112.71	20,552.72
Net Income	(2,263.21)	(24,567.20)	(106,101.90)	(2,916.83)	(25,467.47)	(66,508.82)	(4,957.28)	(38,630.32)	(86,850.50)	(375.79)	(2,222.65)	20,773.84	(10,513.11)	58,246.76	(26,484.48)

City of Cottonwood Shores - Utilities Fund

Budget Statement

For the Six Months Ending March 31, 2008

	Water Current Month	Water YTD Actual	Water Annual Budget	Sewer Current Month	Sewer YTD Actual	Sewer Annual Budget	Garbage Current Month	Garbage YTD Actual	Garbage Annual Budget	Utilities Current Month	Utilities YTD Actual	Utilities Annual Budget
Revenues												
Water Taps	0.00	8,025.00	22,500.00	0.00	0.00	0.00	0.00	0.00	0.00	0.00	8,025.00	22,500.00
Bulk Water Sales	0.00	122.50	0.00	0.00	0.00	0.00	0.00	0.00	0.00	0.00	122.50	0.00
14 Day Cleanup Service	75.00	300.00	0.00	0.00	0.00	0.00	0.00	0.00	0.00	75.00	300.00	0.00
Water User Charges	17,733.10	111,871.16	265,906.01	0.00	0.00	0.00	0.00	0.00	0.00	17,733.10	111,871.16	265,906.01
Connect/Disconnect Fees - Wir	250.00	1,500.00	0.00	0.00	0.00	0.00	0.00	0.00	0.00	250.00	1,500.00	0.00
20th Disconnection Fees - Wir	325.00	2,490.00	0.00	0.00	0.00	0.00	0.00	0.00	0.00	325.00	2,490.00	0.00
Promissory Note Fee - Water	275.00	1,550.00	0.00	0.00	0.00	0.00	0.00	0.00	0.00	275.00	1,550.00	0.00
Customer Serv Inspect - Water	200.00	1,750.00	0.00	0.00	0.00	0.00	0.00	0.00	0.00	200.00	1,750.00	0.00
Other - Water	1,329.21	8,022.26	35,635.47	0.00	0.00	0.00	0.00	0.00	0.00	1,329.21	8,022.26	35,635.47
Road Crossing Fees	0.00	325.00	0.00	0.00	0.00	0.00	0.00	0.00	0.00	0.00	325.00	0.00
Line Extension Fees	0.00	125.00	0.00	50.00	50.00	0.00	0.00	0.00	0.00	50.00	175.00	0.00
Penalty & Interest	0.00	9.32	21.68	0.00	0.00	0.00	0.00	0.00	0.00	0.00	9.32	21.68
Sales Tax Revenue	0.00	68.00	0.00	0.00	0.00	0.00	0.00	0.00	0.00	0.00	68.00	0.00
Grinder Pump Installation	0.00	0.00	0.00	3,744.94	3,744.94	20,644.93	0.00	0.00	0.00	3,744.94	3,744.94	20,644.93
Grinder Pump Repairs - Sewer	0.00	0.00	0.00	0.00	0.00	0.00	0.00	0.00	0.00	0.00	100.00	0.00
Sewer Taps	0.00	0.00	0.00	1,500.00	11,000.00	22,500.00	0.00	0.00	0.00	1,500.00	11,000.00	22,500.00
Sewer Charges	0.00	0.00	0.00	15,662.38	93,459.19	174,850.04	0.00	0.00	0.00	15,662.38	93,459.19	174,850.04
Other - Sewer	0.00	0.00	0.00	0.00	0.00	2,590.79	0.00	0.00	0.00	0.00	0.00	2,590.79
Interest Income	91.86	524.38	275.24	0.00	0.00	0.00	0.00	0.00	0.00	91.86	524.38	275.24
Garbage Fees	0.00	0.00	0.00	0.00	0.00	0.00	7,490.38	46,382.30	98,922.66	7,490.38	46,382.30	98,922.66
Garbage Fees - Commercial	0.00	0.00	0.00	0.00	0.00	0.00	1,896.72	8,433.39	0.00	1,896.72	8,433.39	0.00
NSF Fees	118.96	213.49	73.03	0.00	0.00	0.00	0.00	0.00	0.00	118.96	213.49	73.03
Ret checks Income (F'ncms)	0.00	(260.85)	0.00	0.00	0.00	0.00	0.00	0.00	0.00	0.00	(260.85)	0.00
Misc Income	0.00	87.11	0.00	0.00	0.00	0.00	0.00	0.00	0.00	0.00	87.11	0.00
Total Revenues	20,398.13	136,722.37	324,413.19	20,937.32	108,354.13	220,585.76	9,387.00	54,815.69	98,922.66	50,742.45	299,892.19	643,921.61

Expenditures

Advertising	0.00	13.65	500.00	0.00	0.00	0.00	0.00	0.00	0.00	0.00	13.65	500.00
Audit Expense	0.00	3,700.00	4,100.00	0.00	0.00	0.00	0.00	0.00	0.00	0.00	3,700.00	4,100.00
Bank Charges	0.00	37.03	145.58	0.00	0.00	0.00	0.00	0.00	0.00	0.00	37.03	145.58
Clienticals	195.35	2,977.66	5,432.94	0.00	0.00	0.00	0.00	0.00	0.00	195.35	2,977.66	5,432.94
Accounting Fees	0.00	499.42	600.00	0.00	0.00	0.00	0.00	0.00	0.00	0.00	499.42	600.00
Contract Labor	1,930.10	3,573.24	0.00	0.00	0.00	0.00	0.00	0.00	0.00	1,930.10	3,573.24	0.00
Dues & Subscriptions	0.00	242.10	384.88	0.00	0.00	0.00	0.00	0.00	0.00	0.00	242.10	384.88
Education	111.00	1,111.00	1,000.00	0.00	0.00	0.00	0.00	0.00	0.00	111.00	1,111.00	1,000.00
Electric	0.00	6,287.03	21,096.80	0.00	2,562.70	27,197.59	0.00	0.00	0.00	0.00	8,849.73	48,294.39
Equipment Repairs	0.00	18.20	774.40	0.00	78.25	5,000.00	0.00	0.00	0.00	0.00	96.45	5,774.40
Grinder Pump	0.00	0.00	0.00	0.00	5,756.73	14,894.52	0.00	0.00	0.00	0.00	5,756.73	14,894.52
Employee Benefits	1,569.45	9,842.50	24,825.00	0.00	0.00	0.00	0.00	0.00	0.00	0.00	9,842.50	24,825.00
License & Permits	0.00	933.60	1,000.00	0.00	0.00	0.00	0.00	0.00	0.00	0.00	933.60	1,000.00
Fuel & Oil	266.60	598.10	1,750.00	0.00	38.67	1,500.00	0.00	0.00	0.00	0.00	316.99	3,250.00
Insurance	0.00	3,169.44	5,500.00	0.00	0.00	0.00	0.00	0.00	0.00	0.00	3,169.44	5,500.00
Legal & Professional	219.66	2,720.66	0.00	0.00	0.00	0.00	0.00	0.00	0.00	219.66	2,720.66	0.00
Pagers	30.90	160.40	257.45	0.00	0.00	0.00	0.00	0.00	0.00	30.90	160.40	257.45
Computer Expense	0.00	241.71	0.00	0.00	0.00	0.00	0.00	0.00	0.00	0.00	241.71	0.00
Repairs & Maintenance	20.82	6,116.26	15,000.00	0.00	231.07	4,000.00	0.00	0.00	0.00	20.82	6,347.33	19,000.00
Building Maintenance	60.40	806.05	0.00	0.00	0.00	0.00	0.00	0.00	0.00	60.40	806.05	0.00
Postage	63.05	580.75	1,500.00	31.53	196.33	\$16.88	31.52	199.70	654.00	64.50	976.68	2,640.88
Sewer Taps	0.00	0.00	0.00	645.04	734.49	1,127.14	0.00	0.00	0.00	0.00	734.49	1,127.14
Salicy	0.00	0.00	0.00	0.00	0.00	0.00	0.00	0.00	0.00	0.00	0.00	230.00
Salaries	0.00	0.00	0.00	0.00	0.00	0.00	0.00	0.00	0.00	0.00	0.00	161,717.98
Call Time	7,908.11	54,464.54	0.00	0.00	0.00	0.00	0.00	0.00	0.00	7,908.11	54,464.54	0.00
Overtime	357.98	2,427.77	0.00	0.00	0.00	0.00	0.00	0.00	0.00	357.98	2,427.77	0.00
Office Supplies	284.22	4,915.56	5,055.00	0.00	0.00	0.00	0.00	0.00	0.00	603.66	4,915.56	5,055.00
		1,311.51	2,143.09							284.22	1,311.51	2,143.09

For Management Purposes Only

City of Cottonwood Shores - Utilities Fund

Budget Statement

For the Six Months Ending March 31, 2008

	Water Current Month	Water YTD Actual	Water Annual Budget	Water Annual Budget	Sewer Current Month	Sewer YTD Actual	Sewer Annual Budget	Sewer Annual Budget	Garbage Current Month	Garbage YTD Actual	Garbage Annual Budget	Garbage Annual Budget	Utilities Current Month	Utilities YTD Actual	Utilities Annual Budget
Telephone	122.42	597.34	757.04	0.00	0.00	65.59	337.31	0.00	0.00	0.00	0.00	0.00	122.42	662.93	1,094.35
Purchase Discounts - Expense	0.00	(15.48)	(21.30)	0.00	0.00	0.00	0.00	0.00	0.00	0.00	0.00	0.00	0.00	(15.48)	(21.30)
Supplies	72.00	1,541.30	3,500.00	0.00	0.00	1,680.00	1,681.45	0.00	0.00	0.00	0.00	0.00	72.00	3,221.30	5,181.45
Tools/Equipment	0.00	251.26	2,406.66	0.00	0.00	0.00	118.68	0.00	0.00	0.00	0.00	0.00	0.00	251.26	359.34
Travel	0.00	594.87	500.00	0.00	0.00	0.00	0.00	0.00	0.00	0.00	0.00	0.00	0.00	594.87	500.00
Water Purchases	0.00	9,231.79	38,500.00	0.00	0.00	0.00	0.00	0.00	0.00	0.00	0.00	0.00	0.00	9,231.79	38,500.00
TWC Expense	31.41	124.44	291.20	0.00	0.00	0.00	0.00	0.00	0.00	0.00	0.00	0.00	31.41	124.44	291.20
FICA Expense	658.81	2,998.73	12,574.64	0.00	0.00	0.00	0.00	0.00	0.00	0.00	0.00	0.00	658.81	2,998.73	12,574.64
Water Tap	259.05	719.10	4,991.50	0.00	0.00	0.00	0.00	0.00	0.00	0.00	0.00	0.00	259.05	719.10	4,991.50
Water Testing	0.00	1,334.00	3,062.09	0.00	0.00	0.00	0.00	0.00	0.00	0.00	0.00	0.00	0.00	1,334.00	3,062.09
Uniform	50.00	389.84	574.96	0.00	0.00	0.00	96.94	0.00	0.00	0.00	0.00	0.00	50.00	389.84	671.90
IFSI - Garbage	0.00	0.00	0.00	0.00	0.00	0.00	0.00	0.00	6,488.70	38,168.49	80,353.85	0.00	6,488.70	38,168.49	80,353.85
IFSI - Commercial Garbage	0.00	0.00	0.00	0.00	0.00	0.00	0.00	0.00	1,590.87	8,181.33	0.00	0.00	1,590.87	8,181.33	0.00
Lake IBI MUD - Wastewater	0.00	0.00	0.00	0.00	0.00	0.00	0.00	0.00	0.00	0.00	0.00	0.00	0.00	0.00	0.00
Equipment Lease	272.25	272.25	3,394.50	0.00	8,851.03	62,825.81	136,070.00	0.00	0.00	0.00	0.00	0.00	8,851.03	62,825.81	136,070.00
Water/Sewer	32.00	67.00	0.00	0.00	0.00	0.00	79.66	0.00	0.00	0.00	0.00	0.00	32.00	67.00	0.00
Service Contract	0.00	0.00	427.50	0.00	0.00	0.00	0.00	0.00	0.00	0.00	0.00	0.00	0.00	0.00	427.50
Vehicle Repairs	25.84	170.98	0.00	0.00	0.00	0.00	0.00	0.00	0.00	0.00	0.00	0.00	25.84	170.98	0.00
Workman's Compensation	0.00	4,812.76	6,792.16	0.00	0.00	0.00	0.00	0.00	0.00	0.00	0.00	0.00	0.00	4,812.76	6,792.16
Total Expenses	15,145.08	128,715.28	329,424.12	11,577.60	11,577.60	74,169.54	192,620.17	192,620.17	8,111.09	46,549.52	80,977.85	80,977.85	34,833.77	249,434.34	603,022.14
Total Operating Income	5,253.05	8,007.09	(5,010.93)	9,379.72	9,379.72	34,184.59	27,965.59	27,965.59	1,275.91	8,266.17	17,944.81	17,944.81	15,908.68	50,457.85	40,899.47
Other Income	186.84	186.84	0.00	1,805.06	1,805.06	2,064.81	0.00	0.00	0.00	0.00	0.00	0.00	1,991.90	2,251.65	0.00
Transfer from Fund	186.84	186.84	0.00	1,805.06	1,805.06	2,064.81	0.00	0.00	0.00	0.00	0.00	0.00	1,991.90	2,251.65	0.00
Total Other Income	0.00	0.00	0.00	(1,039.00)	(1,039.00)	0.00	0.00	0.00	0.00	0.00	0.00	0.00	(1,039.00)	0.00	0.00
Other Expense	0.00	0.00	0.00	1,039.00	1,039.00	0.00	1,415.00	1,415.00	0.00	0.00	0.00	0.00	1,039.00	0.00	1,415.00
Reserve Expense Acct - GF	0.00	0.00	0.00	0.00	0.00	0.00	0.00	0.00	0.00	0.00	0.00	0.00	0.00	0.00	0.00
Reserve Expense Acct	0.00	0.00	0.00	0.00	0.00	0.00	1,415.00	1,415.00	0.00	0.00	0.00	0.00	0.00	0.00	1,415.00
Total Other Expense	0.00	0.00	0.00	0.00	0.00	0.00	1,415.00	1,415.00	0.00	0.00	0.00	0.00	0.00	0.00	1,415.00
Net Income	5,439.89	8,193.93	(5,010.93)	11,184.78	11,184.78	36,249.40	26,550.59	26,550.59	1,275.91	8,266.17	17,944.81	17,944.81	17,900.58	52,709.50	39,484.47

City of Cottonwood Shores - Special Purpose Funds

Budget Statement

For the Six Months Ending March 31, 2008

	Street Current Month	Street YTD Actual	Street Annual Budget	Park Current Month	Park YTD Actual	Park Annual Budget	CC&P Current Month	CC&P YTD Actual	CC&P Annual Budget
Revenues									
Sales Tax Revenue	590.64	5,238.82	0.00	0.00	0.00	0.00	1,116.27	5,844.29	0.00
Interest Income	0.00	0.00	0.00	0.00	0.00	0.00	0.00	13.61	0.00
Total Revenues	590.64	5,238.82	0.00	0.00	0.00	0.00	1,116.27	5,857.90	0.00
Expenditures									
Advertising	0.00	0.00	0.00	0.00	141.21	0.00	0.00	0.00	0.00
Fees	11.92	11.92	0.00	0.00	0.00	0.00	0.00	0.00	0.00
Vehicle Repairs	0.00	0.00	0.00	0.00	0.00	0.00	0.00	0.00	6,500.04
Total Expenditures	11.92	11.92	0.00	0.00	141.21	0.00	0.00	0.00	6,500.04
Total Operating Income	578.72	5,226.90	0.00	0.00	(141.21)	0.00	1,116.27	5,857.90	(6,500.04)
Other Income									
Total Other Income	0.00	0.00	0.00	0.00	0.00	0.00	0.00	0.00	0.00
Other Expense									
Total Other Expense	0.00	0.00	0.00	0.00	0.00	0.00	0.00	0.00	0.00
Net Income	578.72	5,226.90	0.00	0.00	(141.21)	0.00	1,116.27	5,857.90	(6,500.04)

City of Cottonwood Shores - Grant Funds Budget Statement For the Six Months Ending March 31, 2008

	ORCA 05 Current Month	ORCA 05 YTD Actual	ORCA 05 Annual Budget	ORCA 07 Current Month	ORCA 07 YTD Actual	ORCA 07 Annual Budget	FEMA 08 Current Month	FEMA 08 YTD Actual	FEMA 08 Annual Budget
<u>Revenues</u>									
Grant Funds	0.00	1,125.00	0.00	0.00	0.00	0.00	9,848.80	9,848.80	0.00
Total Revenues	0.00	1,125.00	0.00	0.00	0.00	0.00	9,848.80	9,848.80	0.00
<u>Expenditures</u>									
Matching Grant Funds	0.00	1,125.00	0.00	0.00	0.00	0.00	0.00	0.00	0.00
Total Expenditures	0.00	1,125.00	0.00	0.00	0.00	0.00	0.00	0.00	0.00
Total Operating Income	0.00	0.00	0.00	0.00	0.00	0.00	9,848.80	9,848.80	0.00
<u>Other Income</u>									
Total Other Income	0.00	0.00	0.00	0.00	0.00	0.00	0.00	0.00	0.00
<u>Other Expense</u>									
Total Other Expense	0.00	0.00	0.00	0.00	0.00	0.00	0.00	0.00	0.00
Net Income	0.00	0.00	0.00	0.00	0.00	0.00	9,848.80	9,848.80	0.00

**SPECIAL MEETING OF THE CITY COUNCIL
CITY OF COTTONWOOD SHORES
WEDNESDAY, APRIL 23, 2008 AT 5:30 P.M.
PFEIFER CENTER (FORMERLY CIVIC CENTER)
4111 COTTONWOOD DRIVE**

AGENDA

1. Call to Order
2. Roll Call
3. Pledge of Allegiance
4. Consent Agenda:
 - 4.1. Minutes – March 20th-Reg. mtg.; April 1st-Public Hearing; April 7th-Spcl. Mtg.
 - 4.2. Financial Statement (s) – March, 2008
5. Department Reports:
 - 5.1. City Administrator's Report:
 - 5.2. Water and Wastewater Report -
 - 5.3. Police Department Report
 - 5.4. Fire Department Report
 - 5.5. Animal Control Report
 - 5.6. Asst. City Secretary's Report
 - 5.7. Municipal Court Report
 - 5.8. Mayor's Report
 - 5.9. Special Committee Reports
6. Community Organization Reports
 - 6.1. Citizen Comments: *This is the opportunity for visitors and guests to address the City Council on any issue. City Council may not discuss any presented issue, nor may any action be taken on any issue at this time. (Attorney General Opinion – Jc-0169)*
7. Presentation:
8. New Business:
 - 8.1. Discuss and consider action for Resolution 04172008 for CWS Parks Committee for TPWD program to receive assistance under the Trails Grant program as requested by Charles Watkins/GDS Grant Writer
 - 8.2. Discuss and consider action on Ordinance # 041708A for noise nuisances pertaining to loud noises deemed public nuisances as requested per CA Schneider
 - 8.3. Discuss and consider action for regulating burning; prohibiting the use or possession of fireworks; granting authority to restrict burning and/or declaring a fire emergency decision of two versions are offered for consideration for Ordinance #041708B1 or 041708B2 as requested by CA Schneider
 - 8.3.1. Ordinance #041708B1 sets standards for local conditions
 - 8.3.2. Ordinance #041708B2 sets standards same as Burnet style
 - 8.4. Discuss and consider action for City Treasurer to change from Peachtree to QuickBooks program as requested by City Treasurer Copple
 - 8.5. **Executive Session for Legal Matters**
 - a.) Convene in Executive Session pursuant to Section 551.074 of the Texas Government Code: deliberate the appointment, employment, evaluation, reassignment, duties, or dismissal of, or for the evaluation of the following:
Applicant for the position of (permanent) City Administrator, for final decision

City of Cottonwood Shores, Texas

b.) Reconvene into Open Session and take action on Item 7.5. a.)

8.6. The City Council reserves the right to adjourn into Executive Session at any time during the course of this meeting to discuss any matters listed on the agenda, as authorized by the Texas Government Code including, but not limited to, Sections: 551.071 (Consultation with Attorney), 551.072 (Deliberations about Real Property), 551.073 (Deliberations about Gifts and Donations), 551.074 (Personnel Matters), 551.076 (Deliberations about Security Devices), 551.087 (Economic Development), 418.183 (Deliberations about Homeland Security Issues) and as authorized by the Texas Tax Code including, but not limited to, Section 321.3022 (Sales Tax Information).

9. Future Agenda

10. Adjournment

I certify that the above notice was posted at City Hall, 3808 Cottonwood Drive, Cottonwood Shores, Texas on this the 18th day of April, 2008 at 4:45 p.m.

Sylvia H. Breen
Sylvia H. Breen Mayor

ATTEST:
Cynthia Schwertner
Cynthia Schwertner Asst. City Secretary

